


## Retaining clip removal on 430mm CV clutches

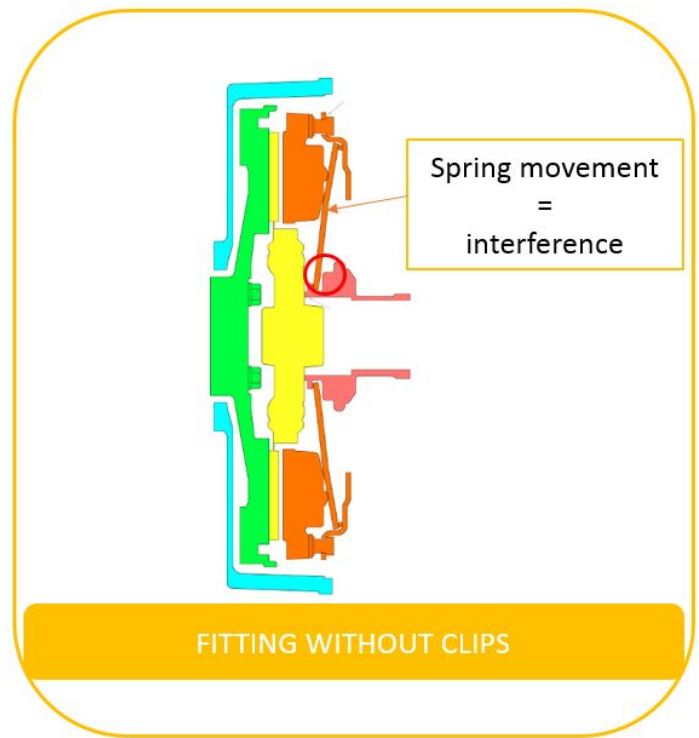
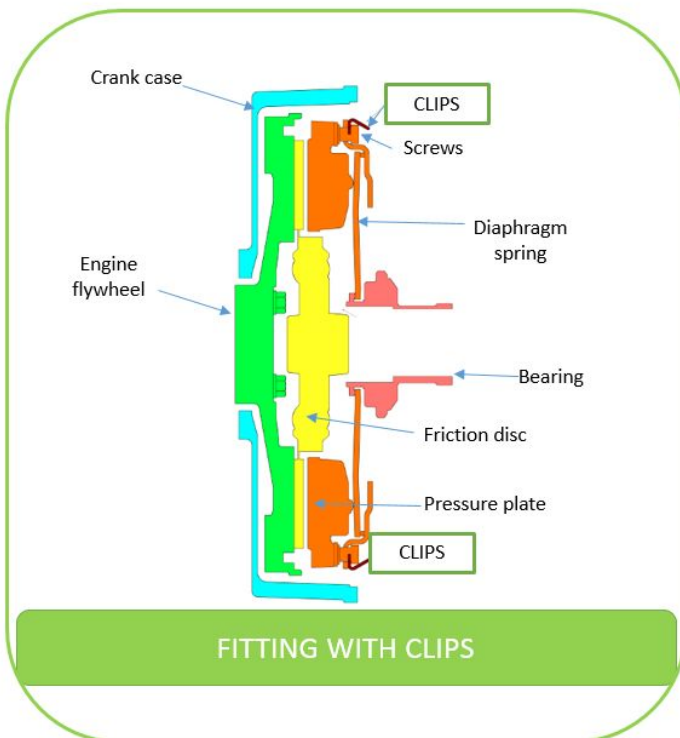
The Valeo Warranty team have received several clutch claims where, upon inspection, it has been found that the transport clips have either not been removed or have been removed prior to fitment. The kits in question have Valeo Cover assemblies that are delivered with the pressure plate locked in place by the cover retaining clips. The function of the clips is to ensure the cover assembly can be bolted down to the flywheel without the pressure plate fingers coming into contact with the friction plate.



If the clips are removed prior to bolting the cover assembly to the flywheel, it can cause the pressure plate fingers to drop and potentially foul the friction plate.

If the clips are removed prior to fitment, it is imperative to ensure, after tightening the cover assembly, the diaphragm fingers returns to their initial position.

This can also occur with Dm102T (fixed), as well as Dm120TCD (snap on/ Snap Off) release bearing style clutches.



REMOVE THE SHIPPING CLIPS AFTER ALL COVER BOLTS HAVE BEEN FITTED.

ENSURE ALL ARE ACCOUNTED FOR AND NONE ARE LEFT INSIDE THE CLUTCH HOUSING.

