



REPAIR INFO FOR Clutch Hydraulics

Part Numbers: 875035

For Vehicle: Chevrolet, Opel, and Vauxhall Models


CSC 875035 BEST FITTING PRACTICES

To avoid any leaking issues with CSC 875035, Valeo Service advise completing the following steps:

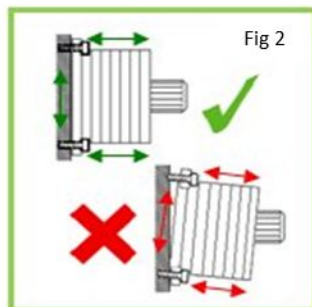
Before fitting the unit, ensure the gearbox mating face is clean and clear from debris. If it is not this can cause the unit to sit unevenly on the gearbox (Fig 2) giving the potential for the back plate to be forced out by the hydraulic pressure (Fig 1).

When fitting the unit to the gearbox, be sure to tighten the bolts evenly and to the correct torque in order to guarantee that the unit sits square on the gearbox mating face. This will ensure the back plate is fully supported.

Check the hydraulic line for any defects or blockages. If the clutch pedal goes hard or does not return to its resting position after each depression during the bleeding process, do not continue to try and bleed the hydraulic system. Continuing to do so will result in too much fluid entering the fluid chamber within the CSC and will cause the piston retaining ring to move past its stopping point. In Fig 3 you can see deformation/rippling. This shows that the cylinder has been over stroked.




Unit returned has the back plate forced out; this is caused by the back plate not being supported by the gearbox mating face.



Ensure the gearbox mating face is clear from debris and the unit is sitting flush before tightening the bolts.



The piston retaining ring has deformation or rippling. This shows that the cylinder has been overstroked.



The piston retaining ring has no deformation or rippling. This shows that the cylinder has not been overstroked.

Valeo Service has received a number of concentric slave cylinders (CSC) fitted to Vauxhalls returned under warranty with the issue of being over stroked after replacement of the clutch.

After further investigation the clutch pedal was becoming hard after the second or third depression of the pedal and the CSC leaks when the pedal is depressed further.

More information on:
www.valeoservice.co.uk



Technical Hotline:
01527 838300 EXT 2

Smart care for you
valeoservice.com



CSC 875035 BEST FITTING PRACTICES

This issue is caused by a top hat seal located on the inlet/actuator pipe remaining in the female connector when the old unit is removed. This creates a one way valve situation allowing fluid into the internal CSC chamber but not allowing it to return. Too much fluid in the CSC will cause the bearing to over travel and force it past its end position and beyond the CSC retaining ring.



Subsequent depressions of the clutch pedal will fill the CSC until its full travel and a stiff pedal will occur. If this stiff pedal is overcome the CSC will over stroke and burst, necessitating a replacement.

If the clutch pedal becomes hard, DO NOT depress the pedal further!

The condition of the seal should also be checked to ensure it has not split, is worn or is swollen before fitting a new CSC.

